




Est 1990

Single sliding door

A single sliding door is usually used where there is not enough space to open a side-hinged door for normal access and where just a single section is required opened.














The maximum opening width for sliding doors is 5700 mm. **The maximum width varies depending on the used locking solution.*




(Posts, handles and panels are not included in the door package. Opening dimensions may be limited depending on the type of lock chosen.)










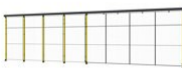
Models

Height max 2500 mm 16 articles

ARTICLES / DESCRIPTION	MAX OPENING WIDTH (MM)	MAX HEIGHT (MM)	PANEL	FITS POSTS
 D20-XXX100A Single sliding door	880	2500	Mesh Plastic Sheet metal	Classic 50x50
 D20-XXX140A Single sliding door	1380	2500	Mesh Plastic Sheet metal	Classic 50x50
 D20-XXX220A Single sliding door	2080	2500	Mesh	Classic 50x50
 D20-XXX310A Single sliding door	2980	2500	Mesh	Classic 50x50
 D20-XXX570A Single sliding door	5880	2500	Mesh	Classic 50x50
 D40-XXX100A Single sliding door	890	2500	Mesh Plastic Sheet metal	Premium 70x70
 D40-XXX140A Single sliding door	1390	2500	Mesh Plastic Sheet metal	Premium 70x70
 D40-XXX220A Single sliding door	2090	2500	Mesh	Premium 70x70
 D40-XXX310A Single sliding door	2990	2500	Mesh	Premium 70x70
 D40-XXX570A Single sliding door	5890	2500	Mesh	Premium 70x70
 DP20-XXX220A Single sliding door with upper frame	2080	2300	Plastic Sheet metal	Classic 50x50
 DP20-XXX310A Single sliding door	2980	2300	Plastic Sheet metal	Classic 50x50
 DP20-XXX570A Single sliding door	5880	2300	Plastic Sheet metal	Classic 50x50

	DP40-XXX220A Single sliding door with upper frame	2090	2300	Plastic Sheet metal	Premium 70x70
	DP40-XXX310A Single sliding door	2990	2300	Plastic Sheet metal	Premium 70x70
	DP40-XXX570A Single sliding door	5890	2300	Plastic Sheet metal	Premium 70x70

Height max 3250 mm 10 articles

ARTICLES / DESCRIPTION	MAX OPENING WIDTH (MM)	MAX HEIGHT (MM)	PANEL	FITS POSTS
 D20-XXX100B Single sliding door	880	3250	Mesh	Classic 50x50
 D20-XXX140B Single sliding door	1381	3250	Mesh	Classic 50x50
 D20-XXX220B Single sliding door	2080	3250	Mesh	Classic 50x50
 D20-XXX310B Single sliding door	2980	3250	Mesh	Classic 50x50
 D20-XXX570B Single sliding door	5880	3250	Mesh	Classic 50x50
 D40-XXX100B Single sliding door	890	3250	Mesh	Premium 70x70
 D40-XXX140B Single sliding door	1390	3250	Mesh	Premium 70x70
 D40-XXX220B Single sliding door	2090	3250	Mesh	Premium 70x70
 D40-XXX310B Single sliding door	2990	3250	Mesh	Premium 70x70
 D40-XXX570B Single sliding door	5890	3250	Mesh	Premium 70x70

Related products

ACCESSORIES

Kick plate



We offer two different packages of Kick plates, one for panels and one for doors. This Kick plate fits: X-Rail X-Guard Lite, Classic and Premium X-Store 2.0

35 articles

ACCESSORIES

Support wheel



An extra support wheel would not go amiss on some types of door solutions. Our range now includes a new smart support wheel that fits both hinged and sliding doors.

2 articles

ACCESSORIES

Bail handle



The bail handle, c/c 150 mm, is supplied as a set of 2 pieces and an attachment.

1 articles

LOCKS AND SWITCHES

Padlock brackets



Padlock brackets are our very simplest lock system. A standard hinge lock prevents unauthorized access.

3 articles

LOCKS AND SWITCHES

Hitch lock



This lock is an alternative to our X-lock and has an integrated mounting for non-contact switches. The lock has an adjustable hitch for eliminating any internal play. The handle is spring-loaded to...

3 articles



LOCKS AND SWITCHES

Snap lock

Snap lock is widely used on machine guards in conjunction with switches. One press and the door closes and remains closed thanks to the lock's snap function. The lock can also be supplemented with...

[4 articles](#)



LOCKS AND SWITCHES

X-Lock

X-Lock is a versatile door lock system that suits all our accident prevention series. Using X-Lock and a door kit, you can transform any accident prevention panel into a door with a secure locking...

[5 articles](#)



LOCKS AND SWITCHES

Switch fittings

Axellent works closely with a number of interlock switch market leaders such as Allen-Bradley, Siemens, Euchner, ABB Jokab and Telemecanique. The wide range of products we can supply to our cus...

[44 articles](#)



ACCESSORIES

Kick plate

We offer two different packages of Kick plates, one for panels and one for doors. This Kick plate fits: X-Rail X-Guard Lite, Classic and Premium X-Store 2.0

[35 articles](#)