



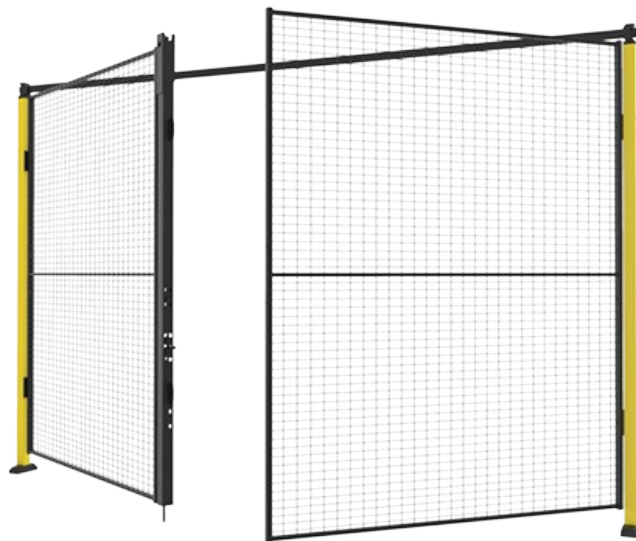
Est 1990

Double hinge door

A double sided-hinged door can be used as an access door and for bringing goods in and out. X-Guard Double hinge door is available in several different heights.


**The maximum width varies depending on the used locking solution.*

(Posts, handles and panels are not included in the door package. Opening dimensions may be limited depending on the type of lock chosen.)





Models


Height 1400 mm 1 articles

ARTICLES / DESCRIPTION		MAX OPENING WIDTH (MM)	MAX HEIGHT (MM)	PANEL	FITS POSTS
	D12-140300 Double hinge door without upper frame	3100	1400	Mesh	Classic 50x50


Height 2000 mm 2 articles

ARTICLES / DESCRIPTION		MAX OPENING WIDTH (MM)	MAX HEIGHT (MM)	PANEL	FITS POSTS
	D12-200300 Double hinge door with upper frame	3100	2000	Mesh	Classic 50x50
	D32-200300 Double hinge door with upper frame	3000	2000	Mesh	Premium 70x70



Height 2300 mm 4 articles

ARTICLES / DESCRIPTION		MAX OPENING WIDTH (MM)	MAX HEIGHT (MM)	PANEL	FITS POSTS
	D12-230300 Double hinge door with upper frame	3100	2300	Mesh	Classic 50x50
	D32-230300 Double hinge door with upper frame	3000	2300	Mesh	Premium 70x70
	DP12-230300 Double hinge door with upper frame	3100	2300	Plastic Sheet metal	Classic 50x50
	DP32-230300 Double hinge door with upper frame	3000	2300	Plastic Sheet metal	Premium 70x70



Height 2500 mm 1 articles

ARTICLES / DESCRIPTION		MAX OPENING WIDTH (MM)	MAX HEIGHT (MM)	PANEL	FITS POSTS
	D12-250300 Double hinge door with upper frame	3100	2500	Mesh	Classic 50x50

Height 2750 mm 2 articles

ARTICLES / DESCRIPTION		MAX OPENING WIDTH (MM)	MAX HEIGHT (MM)	PANEL	FITS POSTS
	D12-275300 Double hinge door with upper frame	3100	2750	Mesh	Classic 50x50
	D32-275300 Double hinge door with upper frame	3000	2750	Mesh	Premium 70x70

Height 3050 mm 2 articles

ARTICLES / DESCRIPTION		MAX OPENING WIDTH (MM)	MAX HEIGHT (MM)	PANEL	FITS POSTS
	D12-305300 Double hinge door with upper frame	3100	3050	Mesh	Classic 50x50
	D32-305300 Double hinge door with upper frame	3000	3050	Mesh	Premium 70x70

Related products



LOCKS AND SWITCHES

Switches and Switch fittings

Axelent works closely with a number of interlock switch market leaders such as Allen-Bradley, Siemens, Euchner, ABB Jokab and Telemecanique. The wide range of products we can supply to our customer...

44 articles

ACCESSORIES

Kick plate



We offer two different packages of Kick plates, one for panels and one for doors. This Kick plate fits: X-Rail X-Guard Lite, Classic and Premium X-Store 2.0

35 articles



LOCKS AND SWITCHES

Hitch lock

This lock is an alternative to our X-lock and has an integrated mounting for non-contact switches. The lock has an adjustable hitch for eliminating any internal play. The handle is spring-loaded to...

[3 articles](#)



LOCKS AND SWITCHES

Padlock brackets

Padlock brackets are our very simplest lock system. A standard hinge lock prevents unauthorized access.

[3 articles](#)



LOCKS AND SWITCHES

Snap lock

Snap lock is widely used on machine guards in conjunction with switches. One press and the door closes and remains closed thanks to the lock's snap function. The lock can also be supplemented with...

[4 articles](#)



LOCKS AND SWITCHES

X-Lock

X-Lock is a versatile door lock system that suits all our accident prevention series. Using X-Lock and a door kit, you can transform any accident prevention panel into a door with a secure locking...

[5 articles](#)



ACCESSORIES

Kick plate

We offer two different packages of Kick plates, one for panels and one for doors. This Kick plate fits: X-Rail X-Guard Lite, Classic and Premium X-Store 2.0

[35 articles](#)



ACCESSORIES

Bail handle

The bail handle, c/c 150 mm, is supplied as a set of 2 pieces and an attachment.

[1 articles](#)



ACCESSORIES

Cutting package

Panels may need to be cut to precise heights and widths in some environments. The X-Guard cutting pack can be used to help you cut panels and is available in both vertical and horizontal versions.

[11 articles](#)



ACCESSORIES

Support wheel

An extra support wheel would not go amiss on some types of door solutions. Our range now includes a new smart support wheel that fits both hinged and sliding doors.

[2 articles](#)