



Est 1990

Mesh panel

X-Guard mesh panels come in two sizes of mesh; Premium 50x20 and Classic 50x30 mm. The safety distance determines the size of mesh required. The Classic 50x30 mesh requires a minimum distance of 200 mm while the Premium 50x20 only requires 120 mm.

The Classic 50x30 comes in four heights. The 750 mm panel is only used as an extension panel to the other heights. The panels come in thirteen widths, with the exception of the 1300 mm panel, which comes in fourteen widths. All panels have a 30x20 mm frame with factory-fixed brackets to facilitate assembly.

The mesh consists of vertical wires of \varnothing 3 mm and horizontal wires of \varnothing 2.5 mm.

The standard panel colour is black (RAL 9011) but customised colours are available upon request.

The Premium 50x20 is 2200 mm in height and comes in six widths. All panels have a 30x20 mm frame with factory-fixed brackets to facilitate assembly.














The mesh consists of vertical wires of \varnothing 3 mm and horizontal wires of \varnothing 2.5 mm.

The standard panel colour is black (RAL 9011) but customised colours are available upon request.

















Models














Height 750 mm 13 articles

ARTICLES / DESCRIPTION	HEIGHT X WIDTH (MM)	MESH APERTURE	SAFETY DISTANCE (MM)
 W322-075025 Classic	750x250	50x30	200
 W322-075040 Classic	750x400	50x30	200
 W322-075050 Classic	750x500	50x30	200
 W322-075060 Classic	750x600	50x30	200
 W322-075070 Classic	750x700	50x30	200
 W322-075080 Classic	750x800	50x30	200
 W322-075090 Classic	750x900	50x30	200
 W322-075100 Classic	750x1000	50x30	200
 W322-075110 Classic	750x1100	50x30	200
 W322-075120 Classic	750x1200	50x30	200
 W322-075130 Classic	750x1300	50x30	200
 W322-075140 Classic	750x1400	50x30	200
 W322-075150 Classic	750x1500	50x30	200
















Height 1300 mm 14 articles

ARTICLES / DESCRIPTION	HEIGHT X WIDTH (MM)	MESH APERTURE	SAFETY DISTANCE (MM)
 W322-130025 Classic	1300x250	50x30	200
 W322-130040 Classic	1300x400	50x30	200
 W322-130050 Classic	1300x500	50x30	200
 W322-130060 Classic	1300x600	50x30	200
 W322-130070 Classic	1300x700	50x30	200
 W322-130080 Classic	1300x800	50x30	200
 W322-130090 Classic	1300x900	50x30	200
 W322-130100 Classic	1300x1000	50x30	200
 W322-130110 Classic	1300x1100	50x30	200
 W322-130120 Classic	1300x1200	50x30	200
 W322-130130 Classic	1300x1300	50x30	200
 W322-130140 Classic	1300x1400	50x30	200
 W322-130150 Classic	1300x1500	50x30	200
 W322-130220 Classic	1300x2200	50x30	200

Height 1900 mm 13 articles




ARTICLES / DESCRIPTION	HEIGHT X WIDTH (MM)	MESH APERTURE	SAFETY DISTANCE (MM)
 W322-190025 Classic	1900x250	50x30	200
 W322-190040 Classic	1900x400	50x30	200
 W322-190050 Classic	1900x500	50x30	200
 W322-190060 Classic	1900x600	50x30	200
 W322-190070 Classic	1900x700	50x30	200
 W322-190080 Classic	1900x800	50x30	200
 W322-190090 Classic	1900x900	50x30	200
 W322-190100 Classic	1900x1000	50x30	200
 W322-190110 Classic	1900x1100	50x30	200
 W322-190120 Classic	1900x1200	50x30	200
 W322-190130 Classic	1900x1300	50x30	200
 W322-190140 Classic	1900x1400	50x30	200
 W322-190150 Classic	1900x1500	50x30	200







Height 2200 mm 22 articles

ARTICLES / DESCRIPTION	HEIGHT X WIDTH (MM)	MESH APERTURE	SAFETY DISTANCE (MM)
 W322-220025 Classic	2200x250	50x30	200
 W521-220025 Premium	2200x250	50x20	120
 W322-220040 Classic	2200x400	50x30	200
 W521-220040 Premium	2200x400	50x20	120
 W322-220050 Classic	2200x500	50x30	200
 W322-220060 Classic	2200x600	50x30	200
 W322-220070 Classic	2200x700	50x30	200
 W521-220070 Premium	2200x700	50x20	120
 W322-220080 Classic	2200x800	50x30	200
 W322-220090 Classic	2200x900	50x30	200
 W322-220100 Classic	2200x1000	50x30	200
 W521-220100 Premium	2200x1000	50x20	120
 W322-220110 Classic	2200x1100	50x30	200
 W322-220120 Classic	2200x1200	50x30	200
 W521-220120 Premium	2200x1200	50x20	120

	W322-220130 Classic	2200x1300	50x30	200
	W322-220140 Classic	2200x1400	50x30	200
	W322-220150 Classic	2200x1500	50x30	200
	W521-220150 Premium	2200x1500	50x20	120
	W520-220100 Special	2200x1000	25x25	120
	W520-220120 Special	2200x1200	25x25	120
	W520-220150 Special	2200x1500	25x25	120

Height 2400 mm 13 articles

ARTICLES / DESCRIPTION	HEIGHT X WIDTH (MM)	MESH APERTURE	SAFETY DISTANCE (MM)	
	W322-240025 Classic	2400x250	50x30	200
	W322-240040 Classic	2400x400	50x30	200
	W322-240050 Classic	2400x500	50x30	200
	W322-240060 Classic	2400x600	50x30	200
	W322-240070 Classic	2400x700	50x30	200
	W322-240080 Classic	2400x800	50x30	200
	W322-240090 Classic	2400x900	50x30	200

	W322-240100 Classic	2400x1000	50x30	200
	W322-240110 Classic	2400x1100	50x30	200
	W322-240120 Classic	2400x1200	50x30	200
	W322-240130 Classic	2400x1300	50x30	200
	W322-240140 Classic	2400x1400	50x30	200
	W322-240150 Classic	2400x1500	50x30	200

Related products



ACCESSORIES

Infill sheet metal fixed/adjustable

The X-Guard infill sheet metal is a practical solution for filling gaps in machine guarding panels. Available in fixed (40 and 70 mm) or adjustable (40–145 mm) widths, it ensures a secure and seaml...

13 articles



ACCESSORIES

Cutting package

Panels may need to be cut to precise heights and widths in some environments. The X-Guard cutting pack can be used to help you cut panels and is available in both vertical and horizontal versions.

11 articles