



Est 1990

Mesh panels 60x50




The mesh section is available in two widths, 1100 mm and 2200 mm and three heights. The standard section colour is RAL 9018 (light grey). We can however supply panels in the colours customers require.

Post extensions are available as an accessory. This makes it possible to mount the guard higher than the post itself.






Models


Width 1100 mm 3 articles

ARTICLES / DESCRIPTION	HEIGHT X WIDTH (MM)	MESH APERTURE
 413-100110	1000x1100	60x50
 413-120110	1200x1100	60x50
 413-150110	1500x1100	60x50

Width 2200 mm 3 articles

ARTICLES / DESCRIPTION	HEIGHT X WIDTH (MM)	MESH APERTURE
 413-100220	1000x2200	60x50
 413-120220	1200x2200	60x50
 413-150220	1500x2200	60x50

Related products



MESH PANELS

Mesh panels 50x30 mm

The mesh section is available in two widths, 1100 mm and 2200 mm and three heights. The standard section colour is RAL 9011 (black). We can however supply panels in the colours customers require.

6 articles



BRACKETS

Bracket (RAL 9018)

The stand off brackets come in nine different sizes between 0-300 mm, painted or galvanized.

8 articles



BRACKETS

Bracket Sendzimir

The stand off brackets come in nine different sizes between 0-300 mm, painted or galvanized.

9 articles