




Est 1990









Sliding door with centre lock

Double sliding doors are a perfect solution where space is limited and when a door in the middle is required. Each half of the door slides away from the other.

(Posts, handles and panels are not included in the door package. Opening dimensions may be limited depending on the type of lock chosen.)



Models

ARTICLES / DESCRIPTION	MAX WIDTH (MM)	MAX HEIGHT (MM)	PANEL	FITS POSTS
 D22-XXX290 Sliding door with centre lock			Mesh	Classic 50x50
 D22-XXX590			Mesh	Classic 50x50
 D42-XXX290			Mesh	Premium 70x70
 D42-XXX590			Mesh	Premium 70x70
 DP22-XXX290A Double sliding doors with upper frame - centre lock	2820	2500	Plastic Sheet metal	Classic 50x50
 DP22-XXX590A Double sliding doors with upper frame - centre lock	5820	2500	Plastic Sheet metal	Classic 50x50
 DP42-XXX290A Double sliding doors with upper frame - centre lock	2870	2500	Plastic Sheet metal	Premium 70x70
 DP42-XXX590A Double sliding doors with upper frame - centre lock	5870	2500	Plastic Sheet metal	Premium 70x70

Related products



LOCKS

Snap lock

With this snap lock, suitable for X-Store 2.0 door packages, the door closes with a simple push and is kept closed by the built-in catch.

[3 articles](#)



LOCKS

Padlock brackets

Padlock brackets is our most simple lock system, suitable for X-Store 2.0 door packages. A normal hinge lock secure the area from being entered by unauthorized.

[3 articles](#)



LOCKS

X-It

Axellent X-It is a keyed cylinder lock designed primarily for all our modular mesh panel systems for machine guarding and industrial/warehouse. Thanks to the unique construction and it's simple asse...

[18 articles](#)